








**KOLORYSTYKA MEBLI BIUROWYCH**

 biały alaska  
 U8681 SM

 buk  
 D381 SE

 czarny struktura \*  
 U190 SE


 dąb antyczny \*  
 D2419 PR





 dąb jasny  
 D9103 PR

 dąb królewski \*  
 D2840 PR

 dąb palermo  
 D2609 PR

 dąb sonoma \*  
 D3025 OW


 eliza \*  
 D495 PE

 grusza polna  
 D9300 PE

 jabłoń locarno \*  
 D1972 SE

 klon naturalny  
 D375 SE

 klon vancouver  
 D440 SE


 metalik \*  
 D881 PE

 olcha  
 D9310 SE

 orzech \*  
 D722 SE

 orzech caravaggio  
 D9164 BS

 orzech ecco \*  
 D9163 BS

 orzech ciemny  
 D9450 PR

 popiel  
 U112 PE

 sosna bielona  
 D3168 MX

 wenge magia  
 D2226 BS

**kolory oznaczone gwiazdką występują tylko w grubości 18 mm, za grubszy blat 28 mm (18 + doklejka 10 mm) dodatkowa opłata - droższe niż 25 mm.**


## KOLORYSTYKA STELAŻY




BIAŁY  
RAL 9016



ALU  
RAL 9006



CZARNY  
RAL 9005



CHROMOWANY \*  
błyszczący

**chromowany stelaż za dopłatą 500 zł netto do biurka**